



Mustang District Advancement

Presents:

The 'Life to Eagle' Process

for

- ✓ Scouts
- ✓ Parents
- ✓ Eagle Advisors



NORTHERN STAR COUNCIL
BOY SCOUTS OF AMERICA



Mustang District

District Advancement Chair:

Sheri Dodd

6508 Kurtz Lane

Eden Prairie, MN 55346

HM: 952-943-0954

Cell: 612-618-6545

Email: skrasmu@msn.com



Why Earn the Rank of Eagle Scout?

- Just one rank away lies the distinction of being one of the few who attain the rank of Eagle Scout.
- Is it worth the effort?



Why Earn the Rank of Eagle Scout?

- Distinguished honor as only 3% of all scouts make Eagle rank
- Enhances college admission applications
- Career advantage over non Eagle Scouts
- Lifetime recognition as an Eagle Scout.
- Opportunity for leadership and decision making skills



**Get Ready to
Take Notes!**



Between 'Life' and Age 18

➤ **The Purpose of the Eagle Scout Award**

A major 1st life goal.

The Scout learns:

- Determination
- Persistence
- Leadership
- Concern for others
- Builds Self Confidence
- Lives and Works Responsibly and Cooperatively
- Maintains Physical, Mental, and Moral fitness
- Continues to grow in Leadership
- Uses those Skills Learned during Rank Advancement and Merit Badges



To be eligible for Eagle Rank

- Earn 21 merit badges -12 Eagle and 9 elective
- Perform a service project of significant value to the community
- Complete the other requirements listed in the Scout Handbook – there is a total of seven requirements
- You must complete all of the requirements and the necessary paper work BEFORE your 18th birthday



**You Need
an
Eagle Advisor!**



What does an Eagle Advisor do?

- ❖ Helps you organize your project
- ❖ Offers suggestions to your project but does NOT do your planning
- ❖ Someone to bounce ideas off of
- ❖ A 'go to' person to get you through the paperwork process
- ❖ May meet with you to review your final plan
- ❖ May or may not assist you with organizing the rest of your Eagle rank work



REQUIREMENTS for EAGLE RANK



Requirement #1

Be active in your troop, team, or crew for a period of at least six months as a Life Scout

Requirement #2

Demonstrate that you live by the principles of the Scout Oath and Scout Law in your everyday life



Requirement #3

Earn a minimum of 21 merit badges-Cooking now included as a required Eagle Scout merit badge. Same number of required badges, just one fewer elective badge total

Requirement #4

While a Life Scout, serve actively for a period of six (6) months in one or more positions of Leadership



Requirement #5

"The EAGLE Project"

While a Life Scout, plan, develop, and give leadership to others in a Service Project helpful to any religious institution, school, or non-profit organization in your community



Requirement #6

Write a statement of your Goals/Ambition/Leadership
& Take part in a Scoutmaster Conference

Requirement #7

Successfully complete an Eagle Scout Board of Review



EAGLE PROJECT ESSENTIALS



Getting Started Thinking about a Project



What are your interests or hobbies, what are you passionate about?



Set Goals and Deadlines



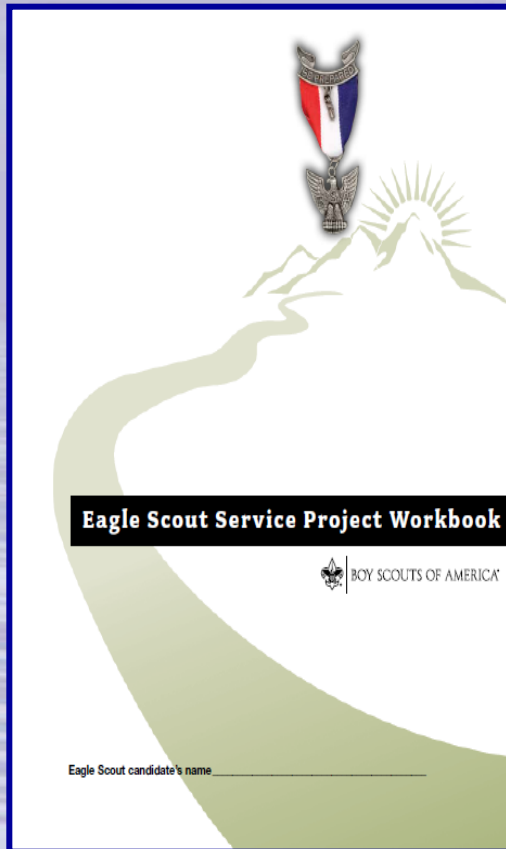
Document Your Actions All Along the way



Remain focused and Stay on Task



The Eagle Project



Scouts MUST use the latest revision [BSA #512-927 © 2013] at:
<http://www.scouting.org/scoutsorce/BoyScouts/AdvancementandAwards/EagleWorkbookProcedures.aspx>






Only the Official Workbook May Be Used

Also available on Northern Star Council's Advancement pages at:
www.northernstarbsa.org or on Mustang District's Advancement pages at: www.mustang.nsbsa.org



The Eagle Project

How to Use This Workbook:

-  Download the appropriate version (MAC or PC) for yourself.
-  You must have Adobe Reader 9 or later
-  Read it carefully and completely before starting the project – scout, advisor and parents
-  Message to Scouts and Parents or Guardians (page 4-5) back of workbook
-  Excerpts and Summaries from the Guide to Advancement (page 4-6)back of workbook



The Eagle Project

National Standards – Project Purpose:



Must demonstrate YOUR leadership to others



Helps you to learn and develop, leadership skills



Helps you learn project management skills



Choose a project that you will be proud of for the rest of your life. Find something that you are passionate about



What will you say twenty years from now when someone asks you about your project?



The Eagle Project

National Standards – Project Purpose:



The project should be:

- "...helpful to any religious institution, any school, or your community..."
- "your community" does include the "community of the world"



The Organization must be non-profit



The project should be of Significant Magnitude and represent the candidate's best possible effort



The Eagle Project

National Standards - Pre-Planning:



With the help of your Troop leaders and your Troop Eagle Advisor...agree on a project



the project proposal must be approved by your:

- Sponsor
- Unit Leader
- Unit Committee, and
- District Chair, before you start









Your write-up may be typed on the downloaded, or may be hand written



The Eagle Project

National Standards - Restrictions:

-  Routine labor is not appropriate for a project
-  Projects can't be commercial nature or for a business
-  Projects can't be a fundraiser
-  No more than one Eagle Scout candidate may receive credit for working on the same Eagle Scout service project
-  Projects may not be performed for the Boy Scouts of America, or its councils, districts, units, or properties.
-  There are no required minimum hours for the project.



The Eagle Project

Choosing a project:



Project must present an opportunity for *planning, development, and leadership*



For example, if a blood drive is chosen and the blood bank provides a set of “canned” instructions to be implemented with no further planning, the planning effort would not meet the test



Modifications would be needed



The Eagle Project

What is Not an Eagle Project:



If the benefiting organization provides the plans, provides the list of materials and tools, provides those tools



An on-site supervisor is directing actions



The project would not meet the guideline of plan and develop a project



If all the scout has to do is provide the volunteers, it is not really the scout's project



Remember: **PLANNING, DEVELOPMENT, & LEADERSHIP** to
Others



The Eagle Project

Step by Step Instructions:



Your instructions should read like a recipe in a cookbook or instructions in an assembly manual telling your volunteers exactly what to do



Include a list of every task you can think of, what order they will be done in, and who will do them



Related to this are important lessons in

- project management and
- taking responsibility for a significant accomplishment



Your plan should be written in such a way that anyone could read it and complete your project without you being there



The Eagle Project

National Standards – Include all Attachments:

Your plan should include all details needed to carry out your project to completion



Printed materials, emails



Volunteer sign-up sheets



Transportation issues, maps



Adult supervision and safety



The Eagle Project

National Standards – Adult Supervision:

BSA policy requires at least ...



two adult leaders at all times



one adult with “Youth Protection”

Certification

Do NOT assume that the right people
will ‘be there’, recruit them and plan for it



The Eagle Project

National Standards – Safety:

List precautions that must be taken and any safety concerns consider:



Use of power tools

Emergency contact phone numbers

Readily available drinking water

Scheduled breaks

Ventilation when painting

Protective equipment, etc.

Where is the first aid kit? Who is the trained first aid person?



The Eagle Project

Concept Approval:

- Scout researches 2-3 ideas. Thinks about what he enjoys doing.
- Calls and/or meets possible Beneficiaries to:
 - See what might be needed
 - Would his idea be a 'good fit' (as well as close to home...?)
- Discuss ideas with Scoutmaster – It may take a while for the Scout to realize that HE is driving the process!
- Contact Mustang District Advancement for **Verbal Concept Approval** via Phone, Email, or at Round Table – [delegated to unit parent committee]
- Concept Approval should happen before the Scout begins the **"Project Proposal"** portion of the Workbook (pp 2-4).



The Eagle Project

Fundraising:

Important: Eagle Scout service projects may not be fundraisers. In other words, the candidate may not stage an effort that primarily collects money, even if it is for a worthy charity

- Fundraising is permitted only for securing materials or supplies needed to carry out the project.
- Materials may be donated to the project by anyone. Examples: flowers, shrubs, trees, wood & metal scraps, wood chips, paint, cloth, books, food, snacks, and other like materials.
- Family members, friends, Unit members, and the Chartered Org. may make donations for Eagle Projects, but should not be the primary source of funds.



The Eagle Project

Fundraising:

Important: All Eagle Project Funds should be kept in the Unit's Eagle Account. The Scout should turn in receipts and be reimbursed. All remaining funds are donated to the Beneficiary

- For Fundraising events, Scouts now need to read p. 3-8, and fill in the Fundraising Application on p. 3-7. This must be submitted to the District Advancement Chair for approval.
- Please do NOT go to Council, even though that is mentioned in the Workbook. (Northern Star Council has 1 Eagle Registrar who sees between 700-800 Eagle Projects a year – no time to approve funding requests.)



Helpful Resources

Davanni's Fundraiser

Community - Fundraisers

WE PUT THE "FUN" IN FUNDRAISING Raising Dough Where Everybody Profits!

Need to raise a few extra bucks for your team or your organization? At Davanni's, we'd love to give you a helping hand. We have a "tried and proven" way of helping your organization raise some needed funds.

Fundraiser Nights: The sponsoring organization invites friends and members to the Davanni's and a percentage of all in-stores sales of any/all menu items purchased during the evening are donated to the organization. Stop in or call the nearest store manager for more details.

Organizing a DAVANNI'S Fundraiser is soooooooooo easy, you'll wonder why you haven't already had one!

Talk to a shop manager to set up a date and time.

You'll get a template to print up tickets. Give out those tickets to everyone -- friends, family, and even in-laws.

On the designated evening at the designated time, participants hand in their tickets when ordering ANYTHING on our menu.

With a few days, we will write you a check for 20% of all "ticket" sales.



The Eagle Project

Proposal Approval (found in the first part of project application)

Approval must be obtained before Final Plan, the Fundraising and/or the work days begin. The Scout signs just above the approvals boxes on p. 2-4. Recommended order:

- Benefiting Organization
- Scoutmaster
- Unit Committee
- LASTLY!! District Advancement Chair
- Scouts should "Be Prepared" to take notes at their Proposal approval meeting, so they may answer questions posed in the Final Plan portion of the Workbook. Bring all of your paperwork.



The Eagle Project

You should not start the Project until you have completed the Final Plan (middle part of project application)

Do it while it is fresh in your mind. This would include:

- **Changes from the Proposal** – keep track of changes from what was approved in the Proposal
- **Project Phases** – copy/paste the Proposal phases here, and then edit them with the detail in the Work Processes, Materials, Supplies, Tools, Expenses, Logistics, Safety, and Contingency segments
- **Giving Leadership** – a great new segment with more direction to help the Scout figure out how to provide Leadership on his Work Days
- **Eagle Advisor Comments** – this segment will provide some great insight to the project at the Eagle Board of Review It is recommended the Scoutmaster, Eagle Advisor, or Unit Committee review the Final Plan



Now, do your Project

- ✓ Lead others in doing the Project
- ✓ Fill out part 4, the "Final Report"
(last part of project workbook application)
- ✓ Gather the final signatures



Preparing for your Scoutmaster Conference

- ✓ Your project is complete with all signatures
- ✓ Fill out the Eagle Scout application, enclosing the completed Eagle Scout Service Project Workbook
- ✓ Finish all required Merit Badges for Eagle Rank.
- ✓ Schedule a Scoutmaster Conference



Other Paperwork Required for National

The Eagle Packet should contain: (in loose sheets of paper)

- ✓ Previous mentioned project paperwork, Eagle application-shows proof of merit badge completion and project completion date with actual hours spent on project
- ✓ Goals and ambitions statement
- ✓ 5 names as recommendations –this goes to your advancement person who solicits letters from the provided addresses.
- ✓ Reverence Statement [if no letter obtained from religious leader].



Putting it All Together

The Eagle Packet should contain: (in loose sheets of paper) - continued

- Any Special Needs designations or alternate Merit Badge applications
- Originals & One copy go to the Council– the Troop Advancement Chair should take this package to Council. **KEEP ONE COPY FOR YOURSELF**

The Council Registrars check all details. If approved, they send the Packet to District Advancement, and send an email of congratulations to the Scout and Scoutmaster. This process usually takes 1-2 weeks.

If the Packet is not ready to be approved, the Registrar will contact the Scout or Scoutmaster to inform them of what is still needed



Eagle Board of Review

Important things to Remember:

- ✓ The EBOR will NOT be scheduled until AFTER the application has been certified by Northern Star Council. Certification can take from 8 to 15 days & the Originals will be returned to the District Advancement Chair
- ✓ The Mustang District Advancement Chair schedules all Eagle Board of Reviews. We have many flexible members on the District team
- ✓ Days and times for Boards vary dependent on board member's schedules. Bring your book, project, all items with you. Be there early!
- ✓ Bring to the Board:
 - Scout Handbook
- ✓ I or designee will bring:
 - Certified Eagle Rank Application
 - Requirement #6 Goals/Ambitions/Leadership write-up
 - Letters of Recommendation
 - Eagle Scout Leadership Project write-up



Eagle Board of Review

Guidelines:

Board composed of 3 to 6 members:

- Mustang District Advancement Team member
- Troop Advancement Chair
- 2-4 additional members (not Your Troop Leaders ASM's), i.e., preachers, teachers, coaches, or employers
- Must be 21 years old, and not ASM's
- The Scouts parents, guardians, siblings and relatives are not allowed to participate in the Board of Review
- Parents are encouraged to attend and remain in the outer room during the review process
- The contents of the Board of Review are confidential



Eagle Board of Review

**A bit of advice as you prepare for your
EBOR:**

- Come prepared & well rested
- Review your project write-up
- Arrive with your board members at least 15 minutes before the scheduled time of your board
- Wear your complete uniform, including merit badge sash, your OA sash can be left folded on the table
- Bring your Scout Handbook updated and signed
- Know the Scout Oath and Law inside and out!



Eagle Board of Review

“The Interview”

- The Scout is asked to enter the room and is introduced by the Troop Advancement Chair or Scoutmaster
- The Scout is asked to begin the interview by reciting the Scout Oath and Law
- The Scout will be asked questions relative to his leadership, his life in and outside of the troop and about his project.
- The Scout is encouraged to talk and to answer questions completely and to the best of his ability
- The entire interview process will take between 45-50 minutes
- At the completion of the interview, the Scout will be asked to leave the room while the Board members discuss the acceptability of the Scout as an Eagle Scout



Eagle Board of Review

"The Interview"

The decision of the Board members must be unanimous

If so, the Scout is congratulated! The Unit returns the Application to Council. It will be sent for National BSA approval

All other paperwork is returned to the Scout, *except* the Letters of Recommendation, which are *not* returned to the Scout or the Unit.

If not, the Board of Review may be suspended, or the Board may deny the Scout outright

If suspension, Board and Candidate will discuss how the remaining requirements may be met. A time limit may be imposed. A letter will be sent from the District to the Scout, confirming the action(s) necessary for advancement. When the issues have been worked out, the Board will be resumed

If the Board denies the Scout outright, the Scout will need to appeal to the Council Advancement Committee



If the Board recommends me for Eagle Rank...what happens next?

- As mentioned, the Eagle Rank Application is taken or mailed to the Northern Star Council Service Center by the Troop Advancement Chairperson
- The Northern Star Council Scout Executive certifies that proper procedures were followed and reviews the Eagle Board of Review's recommendation
- The Scouts Application is forwarded to the BSA National Service Center
- The BSA National Service Center screens the Application for consistency in dates, merit badges, and signatures



"The Paper Chase"

- If the application is in order, the BSA National Service Center certifies the Scout as an Eagle Scout on behalf of the National Council
- Notice of approval is transmitted to the Northern Star Council Service Center
- The date used on the certificate is the date of the actual Eagle Board of Review
- The Eagle Badge will not be sold or given to any unit until full certification is received from the BSA National Service Center
- The Eagle Court of Honor should not be scheduled until the Northern Star Council Service Center receives confirmation



The Eagle Court of Honor

The Board of Review's decision was unanimous! Congratulations!!

The Eagle Application is back from National, and the little black box is waiting to be picked up from the Council office!

It's now time to plan the Scout's Eagle Court of Honor (COH).

The Eagle Court of Honor should be what the Scout wants it to be.

There are resources galore, in books and online, from complete scripts to skits depicting the Scouting trail, or the 12 points of the Scout Law, etc. The sky is the limit! Hopefully the Scout has attended several COH's already and has a pretty good idea of what he wants.

There are Eagle COH boxes at the Council that may be checked out for a few days around the date. They contain decorations.

Enjoy!

Please do not forget the Eagle Photo! Find info on the Council Website on the "Life to Eagle" page. Use it for the COH Program, submit it to Council for display in the Service Centers, and most important of all, publish a small article in your local newspaper about the Scout and his Eagle Project.



Helpful Resources

<http://www.northernstarbsa.org/Resources/Forms/BoyScout.asp#Ranks>

The above site has many PDFs and Word documents to help you. Scroll down to Eagle Resources.

<http://mustang.nsbsa.org/>

This is our site and there is an Eagle advancement link on the home page.

<http://www.google.com/>

Googling 'Eagle Scout Projects' or 'Eagle Scout Court of Honor' will present you with many ideas.

Your Eagle Advisor can help find/choose a local project. Talk to them, talk to your church, your school, other Eagle Scouts and ask them for ideas.



QUESTIONS ?



Special Needs Eagle Candidates

Scouts who Have a Disability May Become Eagle!

The Americans with Disabilities Act of 1990 definition:

“An individual is considered to have a disability if he has a permanent physical or mental impairment that substantially limits one of more major life activities (e.g., seeing, hearing, speaking, walking, breathing, performing manual tasks, learning, caring for oneself, and working), has a record of such an impairment or is regarded as having such an impairment.”

Over the years many Scouts who have a disability have achieved the Eagle Scout Award with no extra help from their Unit, District, or Council Leaders.

The BSA's definition: A disability must be so permanent that it precludes advancement even at a rate significantly slower than considered normal. Youth may be considered for special needs designation if a qualified medical professional correlates cognitive abilities to less than the upper limit of eligibility age. If ranks can be achieved with accommodations and flexibility already provided in Handbooks, or with modifications, then the disability probably does not rise to the level required.

This information comes directly from the BSA's 2011 revision of the "*Advancement Guide*" (BSA #33088). Please see section 10, pp. 60-63, for more information.

continued on next slide...



Special Needs Eagle Candidates

Registering a Scout Beyond the Age of Eligibility

The following documents must be submitted to the Council:

- A letter from a parent or guardian that describes the disability
- Proof of current membership in the BSA
- A Health and Medical Record form
- A signed statement by a qualified health professional attesting to the nature of the disability, it's severity, and permanent limitations.
- A letter from the Unit, advocating and supporting the designation.
- A copy of the Scout's IEP or 504 Plan, treatment summaries, etc. may be submitted.

Send copies of these documents to:

Council Training and Advancement Director Marie Rice

Northern Star Council, BSA

5300 Glenwood Ave, MPLS, 55422

Or submit via email to: mrice@northernstarbsa.org

Parents and Eagle Coaches should be aware that providing the Unit with the Scout's ADA-based *Individual Education Plan (IEP)* or school-based *504 Plan* will give valuable information on how to help him achieve to the best of his ability.

continued on next slide...



Alternate Merit Badges

The goals and outcomes of the Scouting experience should be fun and educational. Therefore, the BSA has built in a process for completing rank requirements that will not place unrealistic expectations on a Scout who has a disability.

Although individual requirements for Merit Badges may not be modified, youth with disabilities (whether designated as such or not) may submit an *Application for Alternate Eagle Scout Rank Merit Badges* to the Council. This form is found under the *Resources* tab at the Northern Star website.

This must occur *after* the Scout has chosen requirements and completed all of the badges that he is able to accomplish on his own. The Scout, with his parents and unit leaders, must choose Merit Badge(s) that will provide the Scout with as much difficulty as the badge they are applying to replace. *See pp. 62-63 of the Advancement Guide (BSA #33088) for more information.*

Later, when submitting the Eagle Packet to Council:

The candidate's Application and other additional documentation must be included with the Eagle Packet.

ALL Scouts' Eagle Proposals, regardless of their designation, should be considered based on the idea that the Scout is "Doing HIS Best" to accomplish this laudable goal. Adults must "be prepared" to help coach Scouts in their Unit who wish to become Eagle.